





CUPHEA	571	Bianca
<p>FLOWER: white.</p> <p>LEAF: little, deep green, bright.</p> <p>GROWTH: bushy, excellent branching, it needs to be pinched only once.</p>		
		
Growth retardant -	Growth	Earliness
	● ●	● ● ●

CUPHEA	575	Magenta Border - Magenta Border
<p>FLOWER: intensive lilac.</p> <p>LEAF: little, deep green, bright.</p> <p>GROWTH: compact, bushy, excellent branching, it needs to be pinched only once.</p>		
		
Growth retardant -	Growth	Earliness
	●	● ● ●

CUPHEA	572	Rosa
<p>FLOWER: pink.</p> <p>LEAF: little, deep green, bright.</p> <p>GROWTH: bushy, excellent branching, it needs to be pinched only once.</p>		
		
Growth retardant -	Growth	Earliness
	● ●	● ● ●

CUPHEA	576	Southern Border - Southern Border
<p>FLOWER: little, light green till yellow, bright.</p> <p>LEAF: little, light green till yellow, bright.</p> <p>GROWTH: compact, bushy, excellent branching, it needs to be pinched only once.</p>		
		
Growth retardant -	Growth	Earliness
	●	● ● ●

CUPHEA	570	Purpurea
<p>FLOWER: purple.</p> <p>LEAF: little, deep green, bright.</p> <p>GROWTH: bushy, excellent branching, it needs to be pinched only once.</p>		
		
Growth retardant -	Growth	Earliness
	● ●	● ● ●



CUPHEA 'Southern Border'

CUPHEA 'Magenta Border'